



Evaluation Report CCMC 13698-R Radon Guard™

MasterFormat:	31 21 13.15
Evaluation issued:	2014-06-13
Revised:	2018-07-19

1. Opinion

It is the opinion of the Canadian Construction Materials Centre (CCMC) that “Radon Guard™,” when used as a component in a sub-slab radon gas mitigation system in accordance with the conditions and limitations stated in Section 3 of this Report, complies with the National Building Code (NBC) of Canada 2010 and 2015:

- Clause 1.2.1.1.(1)(a), Division A, using the following acceptable solutions from Division B:
 - Clause 9.13.4.3.(1)(a), Gas Permeable Layer (Providing for the Rough-in for a Subfloor Depressurization System)
 - Clause 9.25.2.2.(1)(c), Insulation Materials
- Clause 1.2.1.1.(1)(b), Division A, as an alternative solution that achieves at least the minimum level of performance required by Division B in the areas defined by the objectives and functional statements attributed to the following applicable acceptable solutions:
 - Clause 9.13.4.3.(1)(b), Clean Granular Material (Providing for the Rough-in for a Subfloor Depressurization System)

This opinion is based on the CCMC evaluation of the technical evidence in Section 4 provided by the Report Holder.

2. Description

The product is a panelized sub-slab depressurization system that allows for soil gas removal, insulation and a capillary break between the ground and the air barrier system. The soil gas is dissipated through interconnected channels in the moulded expanded polystyrene (EPS) thermal insulation collection and exhaust panels. These panels are laid side by side to provide continuous venting and an insulation layer between the air barrier system (ABS) and the ground. The insulation panels used in the “Radon Guard™” system are PlastiSpan HD (CCMC 12425-L) Type 2 and PlastiSpan 25 (CCMC 12426-L) Type 3, which meet CAN/ULC-S701, “Standard for Thermal Insulation, Polystyrene, Boards and Pipe Covering.”

The milled panels are a minimum 89 mm (3.5 in.) thick. The legs may be milled or moulded directly in the manufacturing plant. The legs are either square or cylindrical as shown in Figure 2 and Figure 3 respectively. The panels are available in the various sizes.

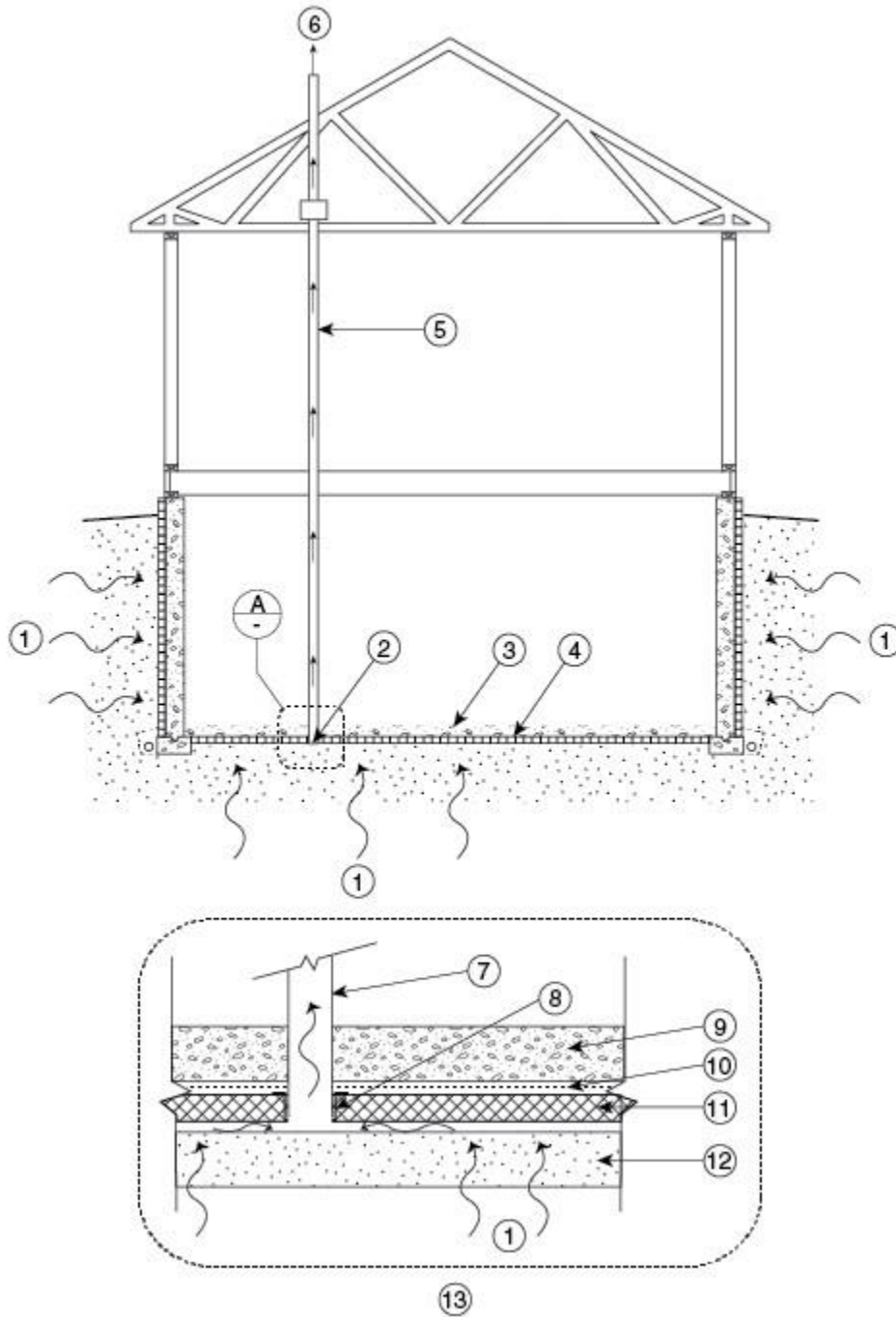


Figure 1. “Radon Guard™” typical assembly

1. radon gas
2. vent collar flange
3. concrete slab
4. air barrier system
5. radon exhaust vent pipe
6. radon exhaust
7. radon exhaust vent pipe
8. vent collar flange
9. concrete slab
10. air barrier system
11. “Radon Guard™” panels
12. undisturbed soil or compacted fill
13. Section A

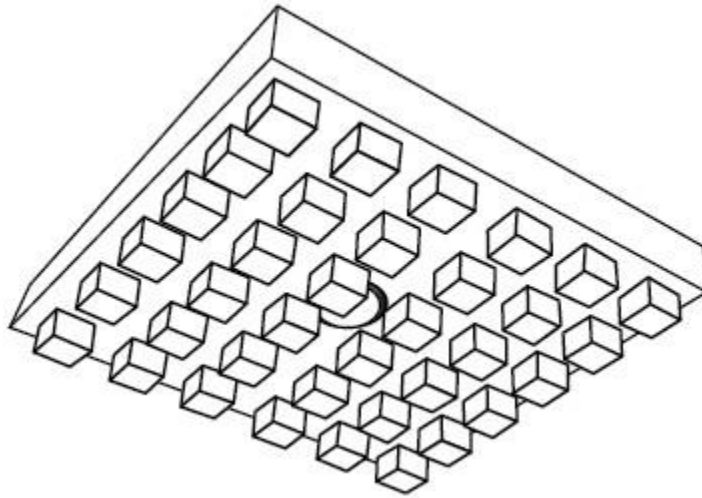


Figure 2. Underside view of square legs on “Radon Guard™”

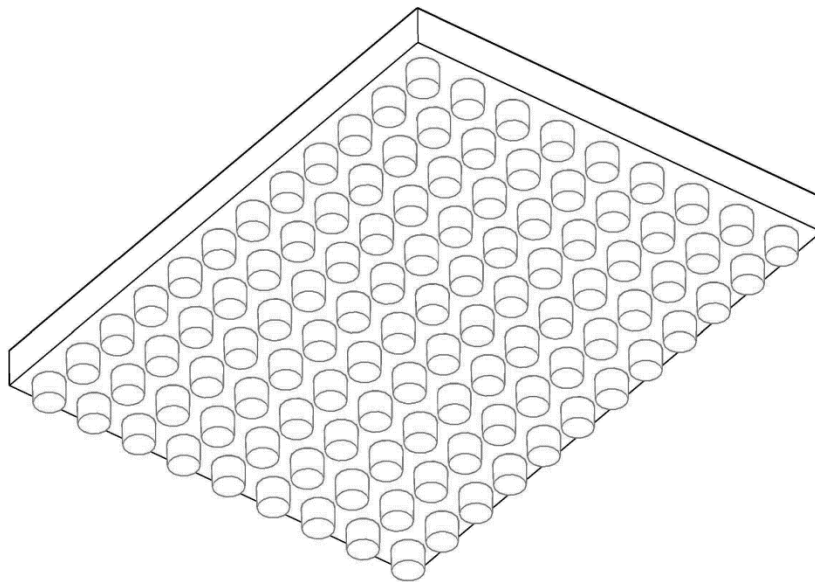


Figure 3. Underside view of cylindrical legs on “Radon Guard™”

3. Conditions and Limitations

The CCMC compliance opinion in Section 1 is bound by “Radon Guard™” being used in accordance with the conditions and limitations set out below:

- The product must be laid on undisturbed soil (no organics), on compacted fill or a sand base.
- The product is intended only as an underground gas permeable layer.
- The product must be installed in accordance with the manufacturer’s installation manual, Radon Guard™ Sub-Slab Radon Gas Mitigation, v. 1.2, April 4, 2014.
- The insulation panels used in the system must be certified to CAN/ULC-S701.
- The product must be used in conjunction with an ABS conforming to Subsection 9.25.3., Air Barrier Systems, of Division B of NBC 2015.
- The ABS, concrete slab, and interior floor finish must all be sealed to the radon extraction piping that is provided by others in accordance with Article 9.25.3.3., Division B of NBC 2010 and 2015 (see Figure 1).

4. Technical Evidence

The Report Holder has submitted technical documentation for the CCMC evaluation. Testing was conducted at laboratories recognized by CCMC. The corresponding technical evidence for this product is summarized below.

4.1 Material Requirements

The thermal insulation must meet and be certified to CAN/ULC-S701, “Standard for Thermal Insulation, Polystyrene, Boards and Pipe Covering.” The insulation panels used in the “Radon Guard™” system are PlastiSpan HD Type 2 (CCMC 12425-L) and PlastiSpan 25 Type 3 (CCMC 12426-L).

4.2 Performance Requirements

4.1.1 Radon Infiltration Test

Radon gas (Rn) was introduced to the dosing compartment located under the backfilling sand layer and test samples (either a “Radon Guard™” product or a 100 mm (4 in.) gravel layer). The receiving compartment was located above the varnished wood floor. Rn concentrations were continuously monitored in both the dosing and receiving compartments of the Radon Infiltration through Building Envelope Test System (RIBETS). The seven-day average of Rn concentrations was recorded after the system reached equilibrium (see Table 4.1.1.1).

Table 4.1.1.1 Results of Testing the Comparison of Radon Infiltration through “Radon Guard™” and Prescriptive Gravel

Property	Rn Concentration in Dosing Compartment (kBq/m ³)	Rn Concentration in Receiving Compartment (Bq/m ³)	Result
Floor assembly with Radon Guard™	4.58	48.79	Radon Guard™ is comparable to gravel in terms of radon infiltration under the test conditions.
Floor assembly with gravel	4.27	35.59	

4.1.2 Pressure Communication Test

A radon exhaust fan removed air from under the test samples (either a “Radon Guard™” product or a 100 mm (4 in.) gravel layer). The average flow rates through the radon exhaust fan, and the average pressure readings from under the floor panels and the test samples, in the backfilling sand layers, and in both the dosing and receiving compartments were recorded continuously over a two-hour period. Time averaging results are summarized in Table 4.1.2.1.

Table 4.1.2.1 Results of Testing the Comparison of Pressure Communication through “Radon Guard™” and Gravel

Property	Flow Rate Through Exhaust Fan (cfm)	Pressure Under Floor Panel (Pa)	Pressure Under Radon Guard™ (Pa)	Pressure in Sand Layer (Pa)	Pressure in Dosing Compartment (Pa)	Result
Floor assembly with Radon Guard™	38.4	-1.1	-1.7	-2.1	-28.6	Radon Guard™ is comparable to gravel in terms of sub-slab pressure communication under the test conditions. This result demonstrates that the product is able to serve as a sub-slab gas permeable layer as comparable to prescriptive gravel.
Floor assembly with gravel	38.7	-0.9	-1.4	-2.0	-29.2	

Report Holder

Fox Architecture
4th Floor, 1007 Fort St.
Victoria, BC V8V 3K5

Tel.: 250-681-3691

Email: rfox@foxarchitecture.ca

Web site: www.foxarchitecture.ca

Plant(s)

Ajax, ON
Crossfield, AB
Delta, BC
Kitchener, ON
Saskatoon, SK
Winnipeg, MB

Disclaimer

This Report is issued by the Canadian Construction Materials Centre, a program of NRC Construction at the National Research Council of Canada. The Report must be read in the context of the entire CCMC Registry of Product Evaluations, including, without limitation, the introduction therein which sets out important information concerning the interpretation and use of CCMC Evaluation Reports.

Readers must confirm that the Report is current and has not been withdrawn or superseded by a later issue. Please refer to http://www.nrc-cnrc.gc.ca/eng/solutions/advisory/ccmc_index.html, or contact the Canadian Construction Materials Centre, NRC Construction, National Research Council of Canada, 1200 Montreal Road, Ottawa, Ontario, K1A 0R6. Telephone: 613-993-6189. Fax: 613-952-0268.

NRC has evaluated the material, product, system or service described herein only for those characteristics stated herein. The information and opinions in this Report are directed to those who have the appropriate degree of experience to use and apply its contents. This Report is provided without representation, warranty, or guarantee of any kind, expressed, or implied, and the National Research Council of Canada (NRC) provides no endorsement for any evaluated material, product, system or service described herein. NRC accepts no responsibility whatsoever arising in any way from any and all use and reliance on the information contained in this Report. NRC is not undertaking to render professional or other services on behalf of any person or entity nor to perform any duty owed by any person or entity to another person or entity.

Date modified:

2017-06-06